

Laboratório de Epidemiologia de Malformações Congênitas

2006

Indexado (fator de impacto <0,65 e não impactadas no ISI)

Mansilla MA, Cooper ME, Goldstein T, Castilla EE, Lopez Camelo JS, Marazita ML, Murray JC 2006. Contributions of PTCH gene variants to isolated cleft lip and palate.. Cleft Palate-Cran J 43: 21-29.

Wehby GL, Castilla EE, Goco N, Rittler M, Cosentino V, Javois L, McCarthy AM, Bobashev G, Litavec S, Mariona A, Dutra MG, Lopez-Camelo JS, Orioli IM, Murray JC 2006. Description of the methodology used in an ongoing pediatric care interventional study of children born with cleft lip and palate in South America [NCT00097149] . BMC Pediatr : 0-0.

Indexado (fator de impacto > 0,65 a 2,0)

Gadow E, Petracchi F, Poletta FA, Castilla EE 2006. De novo chromosomal abnormalities and month of conception. Data from the southern hemisphere. Prenatal Diag 26: 1184-1186.

Avila JR, Jezewski PA, Veira AR, Orioli IM, Castilla EE, Christensen K, Daack-Hirsch S, Romitti PA, Murray JC 2006. PVRL1 variants contribute to non-syndromic cleft lip and palate in multiple populations.. Am J Med Genet A 140: 2562-2570.


Indexado (fator de impacto >4,0)


Warrington A , Vieira AR, Christensen K, Orioli IM, Castilla EE, Romitti PA, Murray JC 2006. Genetic evidence for the role of loci at 19q13 in cleft lip and palate.. J Med Genet 43: 26-26.


Mastroiacovo P, Lisi A, Castilla EE 2006. The incidence of gastroschisis: research urgently needs resources.. Brit Med J 332: 423-424.


2007

Indexado (fator de impacto >2,0 a 4,0)

 Orioli IM, Castilla EE 2007. Clinical Epidemiological study of Holoprosencephaly in South America. Am J Med Genet A 143 A: 3088-3099.

 Mastroiacovo P, Lisi A, Castilla EE, Martínez-Frías ML, Bermejo E, Marengo L, Kucik J, Siffel C, Halliday J, Gatt M, Annerèn G, Bianchi F, Canessa MA, Danderfer R, de Walle H, Harris J, Zhu Li, Lowry RB, McDonnell R, Merlob P, Metneki J, Mutchinick O, Robert-Gnansia E, Scarano G, Sipek A, Pötzsch S, Szabova E, Yevtushok L 2007. Gastroschisis and associated defects: an international study.. Am J Med Genet A 143: 660-671.

 Vieira AR, Cooper ME, Marazita ML, Orioli IM, Castilla EE 2007. Interferon regulatory factor 6 (IRF6) is associated with oral-facial cleft in individuals that originate in South America. Am J Med Genet A 143 A: 2075-2078.

 Amorim MR, Lima MA, Castilla EE, Orioli IM 2007. Non-Latin European descent could be a requirement for association of NTDs and MTHFR variant 677C > T: A meta-analysis. Am J Med Genet A 143 A: 1726-1732.

[doi>](#) Poletta, FA , Castilla EE, Orioli, IM, López-Camelo, JS 2007. Regional Analysis on the Occurrence of Oral Clefts in South America.. Am J Med Genet A 143 A: 3216-3227.

2008

Indexado (> 0,65 a 2,0)

[doi>](#) Leoncini E, Baranello G, Orioli IM, Annerén G, Bakker M, Bianchi F, Bower C, Canfield MA, Castilla EE, Cocchi G, Correa A, De Vigan C, Doray B, Feldkamp ML, Gatt M, Irgens LM, Lowry RB, Maraschini A, Mc Donnell R, Morgan M, Mutchinick O, Poetzsch S, Riley M, Ritvanen A, Gnansia ER, Scarano G, Sipek A, Tenconi R, Mastroiacovo P 2008. Frequency of holoprosencephaly in the International Clearinghouse Birth Defects Surveillance Systems: Searching for population variations. Birth Defects Res A 82: 585-591.

[doi>](#) Rittler M, López-Camelo JS, Castilla EE, Bermejo E, Cocchi G, Correa A, Csaky-Szunyogh M, Danderfer R, De Vigan C, De Walle H, Dutra MG, Hirahara F, Martínez-Frías ML, Merlob P, Mutchinick O, Ritvanen A, Robert-Gnansia E, Scarano G, Siffel C, Stoll C, Mastroiacovo P 2008. Preferential associations between oral clefts and other major congenital anomalies. Cleft Palate-Cran J 45: 525-532.

[doi>](#) Vieira AR, Cooper ME, Marazita ML, Castilla EE, Orioli IM 2008. Reduced folate carrier 1 (RFC1) is associated with cleft of the lip only. Braz J Med Biol Res 41: 689-693.

Indexado (>4,0)

[doi>](#) Castilla EE, Mastroiacovo P, Orioli IM 2008. Gastroschisis: International epidemiology and public health perspectives. Am J Med Genet C 148C: 162-179.

Indexado (>2,0 a 4,0)

[doi>](#) Weinberg SM, Brandon CA, McHenry TH, Neiswanger K, Deleyiannis FW, Salamanca JE, Castilla EE, Czeizel AE, Vieira AR, Marazita ML 2008. Rethinking isolated cleft palate: Evidence of occult lip defects in a subset of cases. Am J Med Genet A 146A: 1670-1675.

[doi>](#) Castilla EE, Mastroiacovo P, López-Camelo JS, Saldarriaga W, Isaza C, Orioli IM 2008. Sirenomelia and cyclopia cluster in Cali, Colombia. Am J Med Genet A 146A: 2626-2636.

[doi>](#) Bloch M, Althabe F, Onyamboko M, Kaseba-Sata C, Castilla EE, Freire S, Garces AL, Parida S, Goudar SS, Kadir MM, Goco N, Thornberry J, Daniels M, Bartz J, Hartwell T, Moss N, Goldenberg R 2008. Tobacco use and secondhand smoke exposure during pregnancy: An investigative survey of women in 9 developing nations. Am J Public Health 98: 1833-1840.

2009

Indexado (fator de impacto < 0,65 ou sem FI)

[doi>](#) Wehby GL, Castilla EE, Lopez-Camelo JS, Murray JC 2009. Predictors of multivitamin use during pregnancy in Brazil. Int J Public Health 54: 78-87.

[doi>](#) Wehby GL, Murray JC, Castilla EE, Lopez-Camelo JS, Ohsfeldt RL 2009. Prenatal care

demand and its effects on birth outcomes by birth defect status in Argentina. *Econ Hum Biol* 7: 84-95.

[doi>](#) Wehby GL, Murray JC, Castilla EE, Lopez-Camelo JS, Ohsfeldt RL 2009. Quantile effects of prenatal care utilization on birth weight in Argentina. *Health Econ* 18: 1307-1321.

Indexado (fator de impacto > 0,65 e < 2)

[doi>](#) Castilla EE, Orioli M 2009. Classification system for cleft lip and palate: letter to the editor. *Cleft Palate-Cran J* 46: 220-220.

[doi>](#) Wehby GL, Murray JC, Castilla EE, Lopez-Camelo JS, Ohsfeldt RL 2009. Prenatal care effectiveness and utilization in Brazil. *Health Policy Plann* 24: 175-188.

Indexado (fator de impacto > 2 e < 4)

[doi>](#) Orioli IM, Mastroiacovo P, López-Camelo JS, Saldarriaga W, Isaza C, Aiello H, Zarante I, Castilla EE 2009. Clusters of sirenómelia in South America. *Birth Defects Res A* 85: 112-118.

[doi>](#) Neiswanger K, Chirigos KW, Klotz CM, Cooper ME, Bardi KM, Brandon CA, Weinberg SM, Vieira AR, Martin RA, Czeizel AE, Castilla EE, Poletta FA, Marazita ML 2009. Whorl patterns on the lower lip are associated with nonsyndromic cleft lip with or without cleft palate. *Am J Med Genet A* 149A: 2673-2679.

2010

Indexado (fator de impacto < 0,65 ou sem FI)

[doi>](#) Poletta FA, López-Camelo JS, Gili JA, Montalvo G, Castilla EE 2010. Consumo y exposición al humo de tabaco en mujeres embarazadas de Ecuador. *Rev Panam Salud Publ* 27: 56-65.

Indexado (fator de impacto > 0,65 e < 2)

Kadir MM, McClure EM, Goudar SS, Garces AL, Moore J, Onyamboko M, Kaseba C, Althabe F, Castilla EE, Freire S, Parida S, Saleem S, Wright LL, Goldenberg RL, Global Network Tobacco Study Group 2010. Exposure of pregnant women to indoor air pollution: a study from nine low and middle income countries. *Acta Obstet Gyn Scan* 89: 540-548.

Campaña H, Ermini M, Aiello HA, Krupitzki H, Castilla EE, López-Camelo JS, L. A. Collaborative Study of Cong. M 2010. Prenatal sonographic detection of birth defects in 18 hospitals from South America. *J Ultras Med* 29: 203-212.

Indexado (fator de impacto > 2 e < 4)

[doi>](#) López-Camelo JS, Castilla EE, Orioli IM, INAGEMP, ECLAMC 2010. Folic acid flour fortification: impact on the frequencies of 52 congenital anomaly types in three South American countries. *Am J Med Genet A* 152A: 2444-2458.

[doi>](#) Letra A, Menezes R, Govil M, Fonseca RF, McHenry T, Granjeiro JM, Castilla EE, Orioli IM, Marazita ML, Vieira AR 2010. Follow-up association studies of chromosome region 9q and nonsyndromic cleft lip/palate. *Am J Med Genet A* 152A: 1701-1710.

[doi>](#) Leoncini E, Botto LD, Cocchi G, Annerén G, Bower C, Halliday J, Amar E, Bakker MK, Bianca S, Canessa Tapia MA, Castilla EE, Csaky-Szunyogh M, Dastgiri S, Feldkamp M, Gatt M, Hirahara F, Landau D, Lowry RB, Marengo L, Mc Donnell R, Mathew TM, Morgan M, Mutchinick O, Pierini A, Poetzsch S, Ritvanen A, Scarano G, Siffel C, Sipek A, Szabova E, Tagliabue G, Vollset SE, Wertelecki W, Zhuchenko L, Mastroiacovo P 2010. How valid are the rates of Down syndrome internationally? Findings from the International Clearinghouse for Birth Defects Surveillance and Research. *Am J Med Genet A* 152A: 1670-1680.

[doi>](#) Letra A, Menezes R, Fonseca RF, Govil M, McHenry T, Murphy MJ, Hennebold JD, Granjeiro JM, Castilla EE, Orioli IM, Martin R, Marazita ML, Bjork BC, Vieira AR 2010. Novel cleft susceptibility genes in chromosome 6q . *J Dent Res* 89: 927-932.

[doi>](#) Lisi A, Botto LD, Robert-Gnansia E, Castilla EE, Bakker MK, Bianca S, Cocchi G, de Vigan C, Dutra Mda G, Horacek J, Merlob P, Pierini A, Scarano G, Sipek A, Yamanaka M, Mastroiacovo P 2010. Surveillance of adverse fetal effects of medications (SAFE-Med): findings from the international Clearinghouse of birth defects surveillance and research. *Reprod Toxicol* 29: 433-442.

[doi>](#) Wehby G, Castilla EE, Lopez-Camelo J 2010. The impact of altitude on infant health in South America. *Econ Hum Biol* 8: 197-211.

Indexado (fator de impacto > 4)

[doi>](#) Beaty TH, Murray JC, Marazita ML, Munger RG, Ruczinski I, Hetmanski JB, Liang KY, Wu T, Murray T, Fallin MD, Redett RA, Raymond G, Schwender H, Jin SC, Cooper ME, Dunnwald M, Mansilla MA, Leslie E, Bullard S, Lidral AC, Moreno LM, Menezes R, Vieira AR, Petrin A, Wilcox AJ, Lie RT, Jabs EW, Wu-Chou YH, Chen PK, Wang H, Ye X, Huang S, Yeow V, Chong SS, Jee SH, Shi B, Christensen K, Melbye M, Doheny KF, Pugh EW, Ling H, Castilla EE, Czeizel AE, Ma L, Field LL, Brody L, Pangilinan F, Mills JL, Molloy AM, Kirke PN, Scott JM, Arcos-Burgos M, Scott AF 2010. A genome-wide association study of cleft lip with and without cleft palate identifies risk variants near MAFB and ABCA4. *Nat Genet* 42: 525-529.

[doi>](#) Orioli IM, Castilla EE 2010. Epidemiology of holoprosencephaly: Prevalence and risk factors. *Am J Med Genet C* 154C: 13-21.

[doi>](#) Clementi M, Di Gianantonio E, Cassina M, Leoncini E, Botto LD, Mastroiacovo P, de Vigan C, Merlob P, Pierini A, Scarano G, Sipek A, Yamanaka M 2010. Treatment of hyperthyroidism in pregnancy and birth defects. *J Clin Endocr Metab* 95: E337-E341.

2011

Indexado (fator de impacto < 0,65 ou sem FI)

[doi>](#) Vieira AR, Deeley KB, Callahan NF, Noel JB, Anjomshoaa I, Carricato WM, Schulhof LP, Desensi RS, Gandhi P, Resick JM, Brandon CA, Rozhon C, Patir A, Yildirim M, Poletta FA, Mereb JC, Letra A, Menezes R, Wendell S, Lopez-Camelo JS, Castilla EE, Orioli IM, Seymen F, Weyant RJ, Crout R, McNeil DW, Modesto A, Marazita ML 2011. Detection of *Streptococcus mutans* genomic DNA in human DNA samples extracted from saliva and blood. *ISRN Dent* 2011: - .

[doi>](#) Jindal A, McMeans M, Narayanan S, Rose EK, Jain S, Marazita ML, Menezes R, Letra A,

Carvalho FM, Brandon CA, Resick JM, Mereb JC, Poletta FA, Lopez-Camelo JS, Castilla EE, Orioli IM, Vieira AR 2011. Women are more susceptible to caries but individuals born with clefts are not. *Int J Dent* 2011: - .

Indexado (fator de impacto > 2 e 4)

[doi>](#) Botto LD, Feldkamp ML, Amar E, Carey JC, Castilla EE, Clementi M, Cocchi G, de Walle HE, Halliday J, Leoncini E, Li Z, Lowry RB, Marengo LK, Martínez-Frías ML, Merlob P, Morgan M, Muñoz LL, Rissmann A, Ritvanen A, Scarano G, Mastroiacovo P 2011. Acardia: Epidemiologic findings and literature review from the International Clearinghouse for Birth Defects Surveillance and Research. *Am J Med Genet C* 157C: 262-273.

[doi>](#) Bermejo-Sánchez E, Cuevas L, Amar E, Bakker MK, Bianca S, Bianchi F, Canfield MA, Castilla EE, Clementi M, Cocchi G, Feldkamp ML, Landau D, Leoncini E, Li Z, Lowry RB, Mastroiacovo P, Mutchinick OM, Rissmann A, Ritvanen A, Scarano G, Siffel C, Szabova E, Martínez-Frías ML 2011. Amelia: a multi-center descriptive epidemiologic study in a large dataset from the International Clearinghouse for Birth Defects Surveillance and Research, and overview of the literature. *Am J Med Genet C* 157: 288-304.

[doi>](#) Rittler M, Cosentino V, López-Camelo JS, Murray JC, Wehby G, Castilla EE 2011. Associated anomalies among infants with oral clefts at birth and during a 1-year follow-up. *Am J Med Genet A* 155A: 1588-1596.

[doi>](#) Siffel C, Correa A, Amar E, Bakker MK, Bermejo-Sánchez E, Bianca S, Castilla EE, Clementi M, Cocchi G, Csáky-Szunyogh M, Feldkamp ML, Landau D, Leoncini E, Li Z, Lowry RB, Marengo LK, Mastroiacovo P, Morgan M, Mutchinick OM, Pierini A, Rissmann A, Ritvanen A, Scarano G, Szabova E, Olney RS 2011. Bladder exstrophy: an epidemiologic study from the International Clearinghouse for Birth Defects Surveillance and Research, and an overview of the literature. *Am J Med Genet C* 157: 321-332.

[doi>](#) Feldkamp ML, Botto LD, Amar E, Bakker MK, Bermejo-Sánchez E, Bianca S, Canfield MA, Castilla EE, Clementi M, Csaky-Szunyogh M, Leoncini E, Li Z, Lowry RB, Mastroiacovo P, Merlob P, Morgan M, Mutchinick OM, Rissmann A, Ritvanen A, Siffel C, Carey JC 2011. Cloacal exstrophy: An epidemiologic study from the International Clearinghouse of Birth Defects Surveillance and Research. *Am J Med Genet C* 157: 333-343.

[doi>](#) Orioli IM, Amar E, Bakker MK, Bermejo-Sánchez E, Bianchi F, Canfield MA, Clementi M, Correa A, Csáky-Szunyogh M, Feldkamp ML, Landau D, Leoncini E, Li Z, Lowry RB, Mastroiacovo P, Morgan M, Mutchinick OM, Rissmann A, Ritvanen A, Scarano G, Szabova E, Castilla EE 2011. Cyclopia: An epidemiologic study in a large dataset from the International Clearinghouse of Birth Defects Surveillance and Research. *Am J Med Genet C* 157: 344-357.

[doi>](#) Orioli IM, do Nascimento RL, López-Camelo JS, Castilla EE 2011. Effects of folic acid fortification on spina bifida prevalence in Brazil. *Birth Defects Res A* 91: 831-835.

[doi>](#) Bermejo-Sánchez E, Cuevas L, Amar E, Bianca S, Bianchi F, Botto LD, Canfield MA, Castilla EE, Clementi M, Cocchi G, Landau D, Leoncini E, Li Z, Lowry RB, Mastroiacovo P, Mutchinick OM, Rissmann A, Ritvanen A, Scarano G, Siffel C, Szabova E, Martínez-Frías ML 2011. Phocomelia: A worldwide descriptive epidemiologic study in a large series of cases from the International Clearinghouse for Birth Defects Surveillance and Research, and overview of the

literature. Am J Med Genet C 157: 305-320.

[doi>](#) Wehby GL, Murray JC, McCarthy AM, Castilla EE 2011. Racial gaps in child health insurance coverage in four South American countries: The role of wealth, human capital, and other household characteristics. Health Serv Res 46: 2119-2138.

[doi>](#) Orioli IM, Amar E, Arteaga-Vazquez J, Bakker MK, Bianca S, Botto LD, Clementi M, Correa A, Csaky-Szunyogh M, Leoncini E, Li Z, López-Camelo JS, Lowry RB, Marengo L, Martínez-Frías ML, Mastroiacovo P, Morgan M, Pierini A, Ritvanen A, Scarano G, Szabova E, Castilla EE 2011. Sirenomelia: An epidemiologic study in a large dataset from the International Clearinghouse of Birth Defects Surveillance and Research, and literature review. Am J Med Genet C 157: 358-373.

[doi>](#) Castilla EE, Mastroiacovo P 2011. Very rare defects: What can we learn?. Am J Med Genet C 157: 252-261.

Indexado (fator de impacto > 4)

[doi>](#) Vianna FS, Lopez-Camelo JS, Leite JC, Sanseverino MT, Dutra MG, Castilla EE, Schüler-Faccini L 2011. Epidemiological surveillance of birth defects compatible with thalidomide embryopathy in Brazil. Plos One 6: - .

Indexado (fator de impacto 0,65 e 2)

[doi>](#) Letra A, Menezes R, Cooper ME, Fonseca RF, Tropp S, Govil M, Granjeiro JM, Imoehl SR, Mansilla MA, Murray JC, Castilla EE, Orioli IM, Czeizel AE, Ma L, Chiquet BT, Hecht JT, Vieira AR, Marazita ML 2011. CRISPLD2 variants including a C471T silent mutation may contribute to nonsyndromic cleft lip with or without cleft palate. Cleft Palate-Cran J 48: 363-370.

[doi>](#) Orioli IM, Camelo JS, Rittler M, Castilla EE 2011. Sentinel phenotype for rubella embryopathy: time-space distribution in Brazil. Cad Saude Publica 27: 1961-1968.

2012

Indexado (fator de impacto >=1 e < 2,71)

[doi>](#) McCarthy AM, Wehby GL, Barron S, Aylward GP, Castilla EE, Javois L, Goco N, Murray JC 2012. Application of neurodevelopmental screening to a sample of South American infants: the Bayley Infant Neurodevelopmental Screener (BINS). Infant Behav Dev 35: 280-294.

[doi>](#) Barbosa-Buck CO, Orioli IM, Dutra MG, Lopez-Camelo J, Castilla EE, Cavalcanti DP 2012. Clinical epidemiology of skeletal dysplasias in South America. Am J Med Genet A 158A: 1038-1045.

[doi>](#) Wehby GL, Lopez-Camelo J, Castilla EE 2012. Hospital volume and mortality of very low-birthweight infants in South America. Health Serv Res 47: 1502-1521.

Indexado (fator de impacto >=2,71 e < 4,35)

[doi>](#) Letra A, Bjork B, Cooper ME, Szabo-Rogers H, Deleyiannis FW, Field LL, Czeizel AE, Ma L,

Garlet GP, Poletta FA, Mereb JC, Lopez-Camelo JS, Castilla EE, Orioli IM, Wendell S, Blanton SH, Liu K, Hecht JT, Marazita ML, Vieira AR, Silva RM 2012. Association of AXIN2 with non-syndromic oral clefts in multiple populations. *J Dent Res* 91: 473-478.

[doi>](#) Shimizu T, Ho B, Deeley K, Briseño-Ruiz J, Faraco IM Jr, Schupack BI, Brancher JA, Pecharki GD, Kuchler EC, Tannure PN, Lips A, Vieira TC, Patir A, Yildirim M, Poletta FA, Mereb JC, Resick JM, Brandon CA, Orioli IM, Castilla EE, Marazita ML, Seymen F, Costa MC, Granjeiro JM, Trevilatto PC, Vieira AR 2012. Enamel formation genes influence enamel microhardness before and after cariogenic challenge. *Plos One* 7: - .

[doi>](#) Poletta FA, López Camelo JS, Gili JA, Leoncini E, Castilla EE, Mastroiacovo P 2012. Methodological approaches to evaluate teratogenic risk using birth defect registries: advantages and disadvantages. *Plos One* 7: - .

[doi>](#) Nassar N, Leoncini E, Amar E, Arteaga-Vázquez J, Bakker MK, Bower C, Canfield MA, Castilla EE, Cocchi G, Correa A, Csáky-Szunyogh M, Feldkamp ML, Khoshnood B, Landau D, Lelong N, López-Camelo JS, Lowry RB, McDonnell R, Merlob P, Métneki J, Morgan M, Mutchinick OM, Palmer MN, Rissmann A, Siffel C, Sipek A, Szabova E, Tucker D, Mastroiacovo P 2012. Prevalence of esophageal atresia among 18 international birth defects surveillance programs. *Birth Defects Res A* 94: 893-899.

2013

Indexado (fator de impacto ≥ 1 e $< 2,71$)

[doi>](#) Shimizu T, Deeley K, Briseño-Ruiz J, Faraco IM Jr, Poletta FA, Brancher JA, Pecharki GD, Kuchler EC, Tannure PN, Lips A, Vieira TC, Patir A, Yildirim M, Mereb JC, Resick JM, Brandon CA, Cooper ME, Seymen F, Costa MC, Granjeiro JM, Trevilatto PC, Orioli IM, Castilla EE, Marazita ML, Vieira AR 2013. Fine-mapping of 5q12.1-13.3 unveils new genetic contributors to caries. *Caries Res* 47: 273-283.

[doi>](#) Kuchler EC, Deeley K, Ho B, Linkowski S, Meyer C, Noel J, Kouzbari MZ, Bezamat M, Granjeiro JM, Antunes LS, Antunes LA, de Abreu FV, Costa MC, Tannure PN, Seymen F, Koruyucu M, Patir A, Mereb JC, Poletta FA, Castilla EE, Orioli IM, Marazita ML, Vieira AR 2013. Genetic mapping of high caries experience on human chromosome 13. *BMC Med Genet* 14: - .

[doi>](#) Luquetti DV, Cox TC, Lopez-Camelo J, Dutra MG, Cunningham ML, Castilla EE 2013. Preferential associated anomalies in 818 cases of microtia in South America. *Am J Med Genet A* 161: 1051-1057.

Indexado (fator de impacto $\geq 2,71$ e $< 4,35$)

[doi>](#) Nyarko KA, Lopez-Camelo J, Castilla EE, Wehby GL 2013. Does the relationship between prenatal care and birth weight vary by oral clefts? evidence using South American and United States samples. *J Pediatr-US* 162: 42-49.

[doi>](#) Nyarko KA, Lopez-Camelo J, Castilla EE, Wehby GL 2013. Explaining racial disparities in infant health in Brazil. *Am J Public Health* 103: 1675-1684.

[doi>](#) Luquetti DV, Saltzman BS, Lopez-Camelo J, Dutra MG, Castilla EE 2013. Risk factors and demographics for microtia in South America: A case-control analysis. *Birth Defects Res A* 97:

736-743.

Indexado (fator de impacto $\geq 4,35$ e $< 7,51$)

[doi>](#) Carvalho IN, Reis AH, Cabello PH, Vargas FR 2013. Polymorphisms of CDKN1A gene and risk of retinoblastoma. *Carcinogenesis* 34: 2774-2777.

[doi>](#) Briseño-Ruiz J, Shimizu T, Deeley K, Dizak PM, Ruff TD, Faraco IM Jr, Poletta FA, Brancher JA, Pecharki GD, Kuchler EC, Tannure PN, Lips A, Vieira TC, Patir A, Koruyucu M, Mereb JC, Resick JM, Brandon CA, Letra A, Silva RM, Cooper ME, Seymen F, Costa MC, Granjeiro JM, Trevilatto PC, Orioli IM, Castilla EE, Marazita ML, Vieira AR 2013. Role of TRAV locus in low caries experience. *Hum Genet* 132: 1015-1025.

2014

Indexado (fator de impacto < 1 ou sem FI)

Savastano CP, El-Jaick KB, Costa-Lima MA, Abath CM, Bianca S, Cavalcanti DP, Félix TM, Scarano G, Llerena JC, Vargas FR, Moreira MA, Seuánez HN, Castilla EE, Orioli IM 2014. Molecular analysis of holoprosencephaly in South America. *Genet Mol Biol* 37 (1 Suppl): 250-262.

Ashton-Prolla P, Vargas FR 2014. Prevalence and impact of founder mutations in hereditary breast cancer in Latin America. *Genet Mol Biol* 37: 234-240.

Indexado (fator de impacto ≥ 1 e $< 2,71$)

[doi>](#) Andrade RC, Cardoso LC, Ferman SE, Faria PS, Seuánez HN, Achatz MI, Vargas FR 2014. Association of TP53 polymorphisms on the risk of Wilms tumor. *Pediatr Blood Cancer* 61: 436-441.

[doi>](#) Andrade RC, Nevado J, de Faria Domingues de Lima MA, Saad T, Moraes L, Chimelli L, Lapunzina P, Vargas FR 2014. Segmental uniparental isodisomy of chromosome 6 causing transient diabetes mellitus and merosin-deficient congenital muscular dystrophy. *Am J Med Genet A* 164A: 2908-2913.

Indexado (fator de impacto $\geq 2,71$ e $< 4,35$)

[doi>](#) de Castilhos RM, Furtado GV, Gheno TC, Schaeffer P, Russo A, Barsottini O, Pedroso JL, Salarini DZ, Vargas FR, de Lima MA, Godeiro C, Santana-da-Silva LC, Toralles MB, Santos S, van der Linden H Jr, Wanderley HY, de Medeiros PF, Pereira ET, Ribeiro E, Saraiva-Pereira ML, Jardim LB, Rede Neurogenética 2014. Spinocerebellar ataxias in Brazil--frequencies and modulating effects of related genes. *Cerebellum* 13: 17-28.

2015

Indexado (fator de impacto < 1 ou sem FI)

[doi>](#) do Nascimento Marinho AS, de Faria Domingues de Lima MA, Vargas FR 2015. Analysis of pre-test interviews in a cohort of Brazilian patients with movement disorders.. *J Community Genet* 6(3): 259-2641.

Indexado (fator de impacto ≥ 1 e $< 2,71$)

[doi>](#) Fonseca RF, Marrinez-de-Carvalho F, Poletta FA, Montaner D, Dopazo J, Mereb JC, Moreira MAM, Seuanez HN, Vieira AR, Castilla EE, Orioli IM 2015. Family-based genome-wide association study in Patagonia confirms the association of the DMD locus and cleft lip and palate. *Eur J Oral Sci* 123: 381-384.

[doi>](#) Montalvão-de-Azevedo R, Vasconcelos GM, Vargas FR, Thuler LC, Pombo-de-Oliveira MS, de Camargo B 2015. RFC-1 80G>A polymorphism in case-mother / control-mother dyads is associated with risk of nephroblastoma and neuroblastoma. *Genet Test Mol Bioma* 19(2): 75-81.

Indexado (fator de impacto $\geq 2,71$ e $< 4,35$)

[doi>](#) Cabral de Almeida Cardoso L, Rodriguez-Laguna L, Del Carmen Crespo M, Vallespín E, Palomares-Bralo M, Martin-Arenas R, Rueda-Arenas I, Silvestre de Faria PA, Garcia-Miguel P, Lapunzina P, Vargas FR, Seuanez HN, Martinez-Glez V 2015. Array CGH Analysis of Paired Blood and Tumor Samples from Patients with Sporadic Wilms Tumor.. *Plos One* 10(8): - .

[doi>](#) Brito F, Marrinez-de-Carvalho F, Landeira LFL, Pozzolini C, Zaltman C, Figueredo CM 2015. Association of single nucleotide gene polymorphism at interleukin-1beta +3954 in chronic periodontitis patients with Inflammatory Bowel Disease: preliminary results.. *J Clin Periodontol* 42, Issue Supp: 178-178.

[doi>](#) Pereira FS, Monte TL, Locks-Coelho LD, Barsottini O, Pedroso JL, Cornejo-Olivas M, Mazzetti P, Godeiro C, Vargas FR, Lima MA, van der Linden H Jr, Castilhos RM, Saraiva-Pereira ML, Jardim LB 2015. ATXN3, ATXN7, CACNA1A and RAI1 genes and mitochondrial polymorphism A10398G did not modify age at diagnosis in spinocerebellar ataxia type 2.. *Cerebellum* 14(6): 728-730.

2016

Indexado (fator de impacto $\geq 7,51$)

[doi>](#) Leslie EJ, Liu H, Carlson JC, Shaffer JR, Feingol, E, Wehby G, Laurie CA, Jain D, Laurie CC, Doheny KF, McHenry T, Resick J, Sanchez C, Jacobs J, Emanuele B, Vieira AR, Neiswanger K, Standley J, Czeizel AE, Deleyiannis F, Christensen K, Munger RG, Lie RT, Wilcox A, Romitti PA, Field LL, Padilla CD, Cutiongco-de la Paz EM, Lidral AC, Valencia-Ramirez LC, Lopez-Palacio AM, Valencia DR, Arcos-Burgos M, Castilla EE, Mereb JC, Poletta FA, Orioli IM, Martinez-de-Carvalho F, Hecht JT, Blanton SH, Buxó CJ, Butali A, Mossey PA, Adeyemo WL, James O, Braimah RO, Aregbesola BS, Eshete MA, Deribew M, Koruyucu M, Seymen F, Ma L, de Salamanca JE, Weinberg SM, Moreno L, Cornell RA, Murray JC, Marazita ML 2016. A Genome-wide Association Study of Nonsyndromic Cleft Palate Identifies an Etiologic Missense Variant in GRHL3. *Am J Hum Genet* 98: 744-754.

Indexado (fator de impacto ≥ 1 e $< 2,71$)

[doi>](#) Vieira-Machado CD, Marrinez-de-Carvalho F, Santana da Silva LC, dos Santos SE, Martins C, Poletta FA, Mereb JC, Vieira AR, Castilla EE, Orioli IM 2016. Analysis of the genetic ancestry of patients with oral clefts from South American admixed populations. *Eur J Oral Sci* 124(4): 406-411.

[doi>](#) Ewald IP, Cossio SL, Palmero EI, Pinheiro M, Nascimento IL, Machado TM, Sandes KA, Toralles B, Garicochea B, Izzetti P, Pereira ML, Bock H, Vargas FR, Moreira MA, Peixoto A, Teixeira MR, Ashton-Prolla P 2016. BRCA1 and BRCA2 rearrangements in Brazilian individuals with Hereditary Breast and Ovarian Cancer Syndrome. *Genet Mol Biol* 39: 223-231.

[doi>](#) Santos AC, Heck B, Camargo BD, Vargas FR 2016. Prevalence of Café-au-Lait Spots in children with solid tumors. *Genet Mol Biol* 39: 232-238.

[doi>](#) Carvalho IN, Freitas RM, Vargas FR 2016. Translating microRNAs into biomarkers: What is new for pediatric cancer?. *Med Oncol* 33: 49-56.

[doi>](#) Vieira-Machado CD, Tostes M, Alves G, Nazer J, Martinez L, Wettig E, Rivadeneira OP, Caamaño MD, Ascui JL, Pavez P, Dutra MG, Castilla EE, Orioli IM 2016. Uniparental ancestry markers in Chilean populations. *Genet Mol Biol* 39(4): 573-579.

Indexado (fator de impacto $\geq 2,71$ e $< 4,35$)

[doi>](#) Reis AH, Vargas FR, Lemos B 2016. Biomarkers of genome instability and cancer epigenetics. *Tumor Biol* 37(10): 13029-13038.

Indexado (fator de impacto $\geq 4,35$ e $< 7,51$)

[doi>](#) Leslie EJ, Carlson JC, Shaffer JR, Feingold E, Wehby G, Laurie CA, Jain D, Laurie CC, Doheny KF, McHenry T, Resick J, Sanchez C, Jacobs J, Emanuele B, Vieira AR, Neiswanger K, Lidral AC, Valencia-Ramirez LC, Lopez-Palacio AM, Valencia DR, Arcos-Burgos M, Czeizel AE, Field LL, Padilla CD, Cutiongco-de la Paz EM, Deleyiannis F, Christensen K, Munger RG, Lie RT, Wilcox A, Romitti, PA, Castilla EE, Mereb, JC, Poletta, FA, Orioli, IM, Martinez-de-Carvalho F, Hecht, JT, Blanton, SH, Buxó, CJ, Butali, A, Mossey, PA, Adeyemo, WL, James, O, Braimah, RO, Aregbesola, BS, Eshete, MA, Abate, F, Koruyucu, M, Seymen, F, Ma, L, Salamanca, JE, Weinberg, SM, Moreno, L, Murray, JC, Marazita, ML 2016. A multi-ethnic genome-wide association study identifies novel loci for non-syndromic cleft lip with or without cleft palate on 2p24.2, 17q23 and 19q13. *Hum Mol Genet* 25 (13): 2862-2872.

2017

Indexado (fator de impacto $\geq 7,51$)

[doi>](#) Orioli IM, Dolk H, Lopez-Camelo JS, Mattos D, Poletta FA, Dutra MG, Carvalho FM, Castilla EE 2017. Prevalence and clinical profile of microcephaly in South America pre-Zika, 2005-14: prevalence and case-control study. *The BMJ* 359: - .

Indexado (fator de impacto ≥ 1 e $< 2,71$)

[doi>](#) Carvalho IN, Reis AH, Dos Santos AC, Vargas FR 2017. A polymorphism in mir-34b/c as a potential biomarker for early onset of hereditary retinoblastoma. *Cancer Biomark* 18(3): 313-317.

[doi>](#) Andrade RC, dos Santos AC, de Aguirre Neto JC, Nevado J, Lapunzina P, Vargas FR 2017. TP53 and CDKN1A mutation analysis in families with Li-Fraumeni and Li-Fraumeni like syndromes. *Fam Cancer* 16(2): 243-248.

Indexado (fator de impacto $\geq 2,71$ e $< 4,35$)

[doi>](#) Monte TL, Reckziegel ER, Augustin MC, Silva ASP, Locks-Coelho LD, Barsottini O, Perdosos JL, Vargas FR, Saraiva-Pereira ML, Leotti VB, Jardim LB 2017. NESSCA Validation and Responsiveness of Several Rating Scales in Spinocerebellar Ataxia Type 2. *Cerebellum* 16(4): 852-858.

2018

Indexado (fator de impacto ≥ 1 e $< 2,71$)

[doi>](#) do Nascimento RL, Castilla EE, Dutra MG, Orioli IM 2018. ICD-10 impact on ascertainment and accuracy of oral cleft cases as recorded by the Brazilian national live birth information system. *Am J Med Genet A* 176: 907-914.

[doi>](#) Fernandez CCA, Pereira CVCA, Luiz RR, Faraco IM Jr, Marazita ML, Arnaudo M, Martinez-de-Carvalho F, Poletta FE, Mereb JC, Castilla EE, Orioli IM, Castro Costa M, Vieira AR 2018. Third molar agenesis as a potential marker for craniofacial deformities. *Arch Oral Biol* 88: 19-23.

[doi>](#) Andrade RC, de Lima MAFD, de Faria PAS, Vargas FR 2018. TP53 germline and somatic mutations in a patient with fibrolamellar hepatocellular carcinoma. *Fam Cancer* 17: 119-122.

Indexado (fator de impacto $\geq 2,71$ e $< 4,35$)

[doi>](#) Schneider NB, Pastor T, Paula AE, Achatz MI, Santos ARD, Vianna FSL, Rosset C, Pinheiro M, Ashton-Prolla P, Moreira MAM, Palmero EI, Silva PS, Koehler-Santos P, Cossio SL, Netto C, da Silva GS, Vargas FR, de Lima MA, Scapulatempo-Neto C, Reis RM, Carvalho AL, Pinto C, Teixeira MR, Viana DV, Rossi BM, Oliveira JC, Galvão HC, Assunção P, Ishak G, Lima Junior S 2018. Germline MLH1, MSH2 and MSH6 variants in Brazilian patients with colorectal cancer and clinical features suggestive of Lynch Syndrome. *Cancer Med* 7(5): 2078-2088.

[doi>](#) Palmero EI, Carraro DM, Alemar B, Moreira MAM, Ribeiro dos Santos A, Abe-Sandes K, Galvão HCR, Reis RM, de Pádua Souza C, Campatti M, Achatz MI, Brianese RC, da Cruz Formiga MN, Makdissi FB, Vargas FR, Evangelista dos Santos AC, Seuanez HN, Lobo de Souza KR, Netto CBO, Santos-Silva P, da Silva GS, Burbano RMR, Santos S, Assunção PP, Bernardes IMM, Machado-Lopes TMB, Bomfim TF, Toralles MBP, Nascimento I, Garicochea B, Simon SD, Noronha S, de Lima FT, Chami AM, Bittar CM, Bines J, Artigalás O, Estevez-Diz MDP, Lajus TBP, Gifoni ACFG, Guindalini SRC, Cintra TS, Schwartz IVD, Bernardi P, Miguel D, Nogueira STDS, Herzog J, Weitzel JN, Ashton-Prolla P 2018. The germline mutational landscape of BRCA1 and BRCA2 in Brazil. *Sci Rep* 8(1): - .

[doi>](#) Monte TL, Reckziegel EDL, Augustin MC, Locks-Coelho LD, Santos ASP, Pedroso JL, de Mattos EP, Pedroso JL, Barsottini OP, Vargas FR, Saraiva-Pereira ML, Camey SA, Leotti VB, Jardim LB, Rede Neurogenética 2018. The progression rate of spinocerebellar ataxia type 2 changes with stage of disease. *Orphanet J Rare Dis* 13(1): 20-20.